


## XD Fixed Corners

The XD series allow a wide variety of structural shapes in up to two levels by using corners, cross-pieces and tees (all available with down and up attachments) Permitting almost limitless possibilities for the realization of creative ideas. Optically and statically adapted to fit the straight elements.

### 2-WAY Corners




**2 WAY CORNER 90°**

Measurements	A	B	C
Metric	-	500 mm	-

productcode: XD-L90

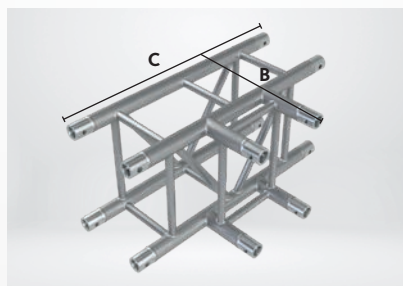
### 3-WAY Corners



**3 WAY CORNER 90° + DOWN 34**

Measurements	A	B	C
Metric	-	500 mm	-


productcode: XD-LD



**3 WAY CORNER T-JOINT**

Measurements	A	B	C
Metric	-	500 mm	710 mm

productcode: XD-T




**3 WAY CORNER T-JOINT (sleeve block)**

Measurements	A	B	C
Metric	-	420 mm	710 mm

productcode: XD-T1

### 4-WAY & 5-WAY Corners



**4 WAY CORNER T-JOINT + DOWN 34**

Measurements	A	B	C
Metric	-	500 mm	710 mm


productcode: XD-TD



**4 WAY CORNER X-JOINT**

Measurements	A	B	C
Metric	-	-	710 mm

productcode: XD-X



**5 WAY CORNER X-JOINT + DOWN 34**

Measurements	A	B	C
Metric	-	500 mm	710 mm

productcode: XD-XD