




*The absolute opposite of ordinary*

## M811L Multi-function Warping Box Datasheet

**Input: up to 7680\*2160 @30Hz, 5760\*1200 @60Hz,  
4096\*2160 @60Hz, 4:4:4 full color sampling**  
**Output: 2048\*1080 @60Hz**

- Single channel
- Image warp & geometry alignment
  - Edge mask
  - PIP/POP
- Image rotation and flip
- Image anyplace cropping



Technical support:

E-mail: [sales@vnstw.com](mailto:sales@vnstw.com)

Tel: +886-2-2792-2819 Cell: +886-935-678-033

Skype: vns-inc

Version: 1.00

Website: [www.vnstw.com](http://www.vnstw.com)

## **Table of Contents**

<b><u>Introduction</u></b> .....	<b>3</b>
<b><u>Outlook</u></b> .....	<b>4</b>
<b><u>Difference between M810 &amp; G116</u></b> .....	<b>5</b>
<b><u>Specification</u></b> .....	<b>5</b>
<b><u>Function and Features</u></b> .....	<b>7</b>
A. Input and output ports.....	7
B. Image warp and geometry alignment.....	7
C. Linearity Grid Line Adjustment.....	7
D. “W” shape Corner Wall alignment.....	7
E. Simultaneously PC Tool and IR controller setup.....	7
F. Edge Mask.....	7
G. High end 10-bit video processing.....	8
H. PIP/POP.....	8
I. Video Wall function.....	8
J. Image rotation and flip.....	8
K. 120Hz signal output for active 3D display.....	8
L. System control and other features.....	9
<b><u>Applications</u></b> .....	<b>9</b>
<b><u>Features illustration</u></b> .....	<b>10</b>
Selectable grid pattern for geometry alignment.....	10
Selectable grid pattern size for geometry alignment.....	10
Image warp and geometry alignment.....	11
“W” shape Corner Wall alignment and display.....	11
Linearity Grid Line Adjustment.....	12
Image flip and rotation.....	13
Edge Mask.....	14
Stretch image and change aspect ratio.....	15
PIP/POP function.....	16
Disclaimer/Copyright Statement.....	17

(The product specifications are subject to change without notice)

## **Introduction**

M811 Lite (M811L) is upgrade model from G116 series. The major difference is to support 17\*9 geometry alignment and 120\*68 control points fine-tune in IR controller & PC Tool. Complete new GCT PC tool is adopted. It provides more friendly interface for PC tool operation and increase the accuracy. User can swap between GCT and IR control operations at any time. It supports up to 7680\*2160/30Hz input resolution without additional settings.

M811L is multi-purpose warping box with multiple functions for projector display. Multi-units can be cascaded for large scale display.

4 input ports (2x HDMI, 1x DP, 1x VGA) and 1x HDMI output port are designed in M811L. Digital input supports up to 7680\*2160 @30Hz and 5760\*1200 @60Hz with 4:4:4 full color sampling. Output supports up to 2048\*1080 @60Hz. It is integrated with 10-bit high end processor, motion adaptive de-interlace, low angle smooth algorithm, 3:2/2:2 pull-down and supports non-VESA standard input timing. Programmable EDID can optimize input timing to get the best video result.

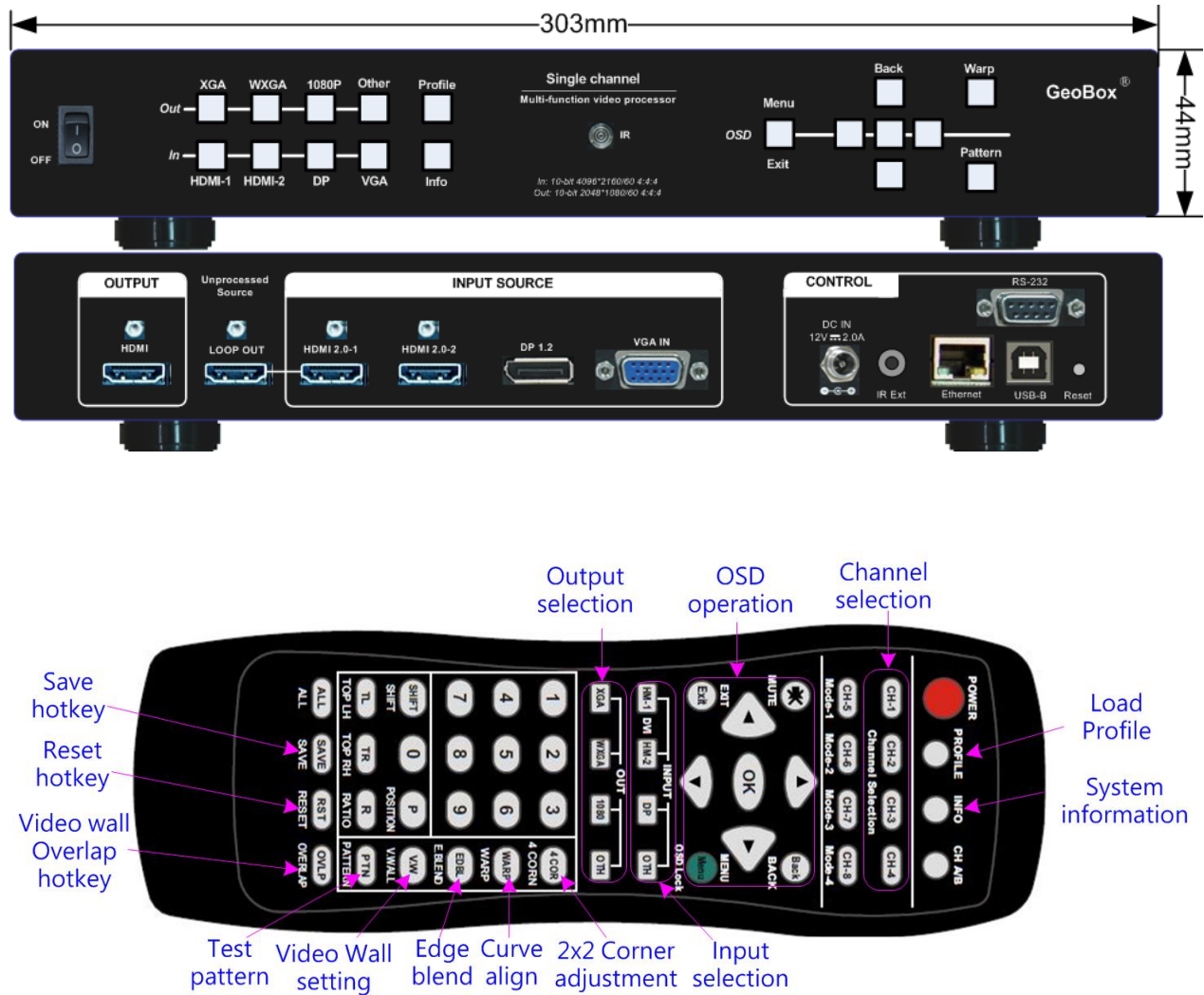
Advanced warp technology is embedded in M810. User can use IR controller, USB, WebPage and Ethernet to perform edge blending and sophisticated geometry alignment up to 120x68 control points. Linearity Grid Line Adjustment for compete line movement up to 17x9 control point and “W” type Corner Wall image adjustment are new functions in geometry alignment. Video wall function is to split and allocate source image. Overlap function is to crop image at desired location, shift image position and change aspect ratio.

HDMI loop out is designed for signal source monitoring and multi-unit daisy chain connection.

PIP (picture in picture) and POP (Picture outside Picture) are standard functions in M811L. PIP image size is from 320\*180 up to 1920\*1200 with flexible position and aspect ratio adjustment. Overlap function allows further image size, aspect ratio and cropping area adjustment in PIP window.

M811L is an ideal processor for image stacking, geometry alignment, PIP, POP, image format conversion, de-interlacing, image rotation and mobile mirror image displayed on portrait TV. It provides easy configuration, low entry barrier, cost effective, reliable and flexible solution.

**Outlook and remote controller**



## **Feature difference between M811 Lite & G116**

1. Outlook: Same as G116. The only difference is model #.
2. Input/Output ports: same as G116
3. Functions: M811L will keep all the functions of G116 and add more.
4. New GCT (GeoBox Control Tool) is adopted in M811L.
  - GCT is a common PC tool for all new GeoBox models, including G90x, UD10x, M810, S901, S914.
  - Operated via USB or Ethernet
  - GCT setup result will be executed in the Box at real time.
  - User can switch the operation between GCT and IR control at any time without data loss.
  - Reduced Save and Load setting time under PC operation.
  - User can back up and copy the settings to different units.
5. New features:
  - Warp function:
    - IR controller up to 17x9 grid control points.
    - Pixel position fine-tune up to 120x68 grid control point through IR controller and GCT.
    - Linearity grid line adjustment up to 17\*9 control points.
  - “W” type corner wall adjustment.: adjust image to match square pillar at wall corner.
6. Input: up to 7680x1200/60Hz, 7680\*2160/30Hz, RGB 4:4:4 without additional settings

## **Specification**

- ✧ Input: 2x HDMI 2.0b, 1x DP1.2a and 1x VGA
- ✧ Output: 1x HDMI 1.4b
- ✧ Loop output: 1x HDMI 2.0b for cascade.
- ✧ HDCP compliance: Input: HDMI: HDCP V2.2/V1.4, DP: HDCP: V1.3, Output: HDCP V1.4.
- ✧ Max. input resolution: 7680\*2160 @30Hz, 5760\*1200 @60Hz, 4096\*2160 @60Hz
- ✧ Input supports progressive and interlaced RGB/YUV signal, 4:4:4 Chroma sampling, up to 30 Color bits.
- ✧ Support non-VESA standard input timings for easy connection with various signal sources.
- ✧ Output up to 2048\*1080/60, progressive 4:4:4 RGB, 15 selectable Output resolutions.
- ✧ 2 frames system latency: 33ms (@V=60Hz)
- ✧ Warp engine for geometry alignment up to 17\*9 control points in IR control and GCT PC Tool.
- ✧ 120x68 grid pixel position fine-tune. Each control point can be adjusted with 1/4 pixel/step and moved up to 12.5 pixels adjustment range. Maximum adjusting points are 100 points. up to 12.5 pixels adjustment range. Maximum adjusting points are 100 points.
- ✧ Geometry adjustment range up to 600 pixels in both H&V directions.
- ✧ Support Corner Wall adjustment in H&V at flexible location.
- ✧ Support Linearity Grid Line adjustment for quick H&V line position alignment.
- ✧ Edge Mask with 8 control points up to 900 pixels at each control point in H&V directions.
- ✧ Embedded video wall function for image split, cropping and position adjustment.

- ✧ Selectable grid pattern size from 8-120 pixels in H&V direction. Default is 32\*32 pixels.
- ✧ Selectable grid pattern color with optional transparency to see background image for external pattern.
- ✧ Flexible aspect ratio adjustment in each edge up to +\_ 1800 pixels position shift.
- ✧ 10-bit processor, 3:2/2:2 cadence, low angle smooth algorithm, high quality scaling engine.
- ✧ 3D motion adaptive de-interlace.
- ✧ Frame lock function to get perfect synchronized outputs while multiple units are cascaded.
- ✧ Support xvYCC & 8/10/12-bit deep color processing.
- ✧ Individual color adjustment in each processing channel.
- ✧ Individual 90/180/270 rotation, flip, cropping, scaling & color adjustment.
- ✧ PIP/POP function with PIP image size from 320\*180 up to 1920\*1200 resolution with flexible position and adjustable aspect ratio. This function is not available when the main image is 90/270 degrees rotation.
- ✧ Selectable and programmable EDID in the range: H=1024-3840, V=720-2400.
- ✧ User can save up to 5 settings and can be recalled by remote controller, RS232, USB or network.
- ✧ ESD Protection:  $\pm 15\text{kV}$  (Air-gap discharge),  $\pm 8\text{kV}$  (Contact discharge)
- ✧ Working environment: 40° C, 10-90% RH
- ✧ Control: keypads, IR, RS232, USB, Ethernet
- ✧ Power supply: DC: 12V 2A, Max. Power consumption: 12V/0.7A, 8.4W
- ✧ Dimensions (Body only):  
Without protruding parts: 303mm\*164mm\*44mm.  
With protruding parts: 303mm\*175mm\*55mm
- ✧ Weight (Body only): 1.5kg
- ✧ CE/FCC/RoHS Certified
- ✧ 2 Year Warranty, paid extension available up to 5 years.

## **Function and feature:**

### **A. Input / Output**

- Input: 2x HDMI, 1xVGA, 1x DisplayPort °
  - HDMI & DisplayPort support 7680\*2160 @30Hz, 5760\*1200 @60Hz with 4:4:4 chroma sampling without compression. VGA supports up to WUXGA or 205MHz analog input signal.
  - Connect with various video sources and support none VESA standard input resolution up to 120Hz.
- Output ports: 1x HDMI. Selectable output resolutions: XGA, WXGA, 1280x720, 1280x1024, 1366x768, 1920x1080 (24/30/50/60Hz), 1920x1200 (30/60Hz), 2048x1080/60, 1024x768 @120Hz, 1280x720 @120Hz, 1280x800 @120Hz.
- Loop out port: 1x HDMI 2.0b, same as source signal up to 8k/2k @30Hz / 4096\*2160 @60Hz.

### **B. Image warp and geometry alignment**

- Selectable grid pattern size for geometry alignment from 8-120 pixels in H&V. Default size is 32\*32 pixels.
- With full functions for quick 4 corner alignment, vertical and horizontal keystone correction, Pincushion & Barrel adjustment, image warp and image 90/180/270 degrees rotation and flip.
- Warp engine for geometry alignment up to 17\*9 control points in IR control and GCT PC Tool.
- 120x68 grid pixel position fine-tune. Each control point can be adjusted with 1/4 pixel/step and moved up to 12.5 pixels adjustment range. Maximum adjusting points are 100 points.
- Geometry alignment range (4 corners + warp adjustment) is up to H=+\_ 1200 pixels and V=+\_ 1200 pixels in full HD output.

### **C. Linearity Grid Line Adjustment**

- Support Linearity Grid Line adjustment for quick H&V line position alignment.
- This function can be implemented together with 3x3, 5x3, 9x5 and 17x9 warp alignment.

### **D. “W” shape Corner Wall Alignment**

Support “W” type Corner Wall adjustment in horizontal and V type in vertical direction. The maximum adjusting range is 1200 pixels.

### **E. Simultaneously PC Tool and IR controller setup**

PC Tool and IR controller can work simultaneously and swap operation at any time. The result will be executed into the Box at real time.

### **F. Edge mask**

Image [Shift] to execute edge mask up to 500 pixels following the image profile after geometry adjustment and [Edge Mask] with 8 adjustment points to provide irregular shape edge mask with random edge

position up to 900 pixels in each control point. These two functions can be executed at the same time.

## **G. High end 10-bit video processing**

- 10-bit high end processor with 3D motion adaptive de-interlace, low angle smooth algorithm and 3:2/2:2 film mode detect and recovery function.
- Complete color adjustment function, including brightness, contrast, hue, saturation, preset color mode, independent RGB gain adjustment and white balance correction.

## **H. PIP/POP**

- This function can only be implemented in one projector. If PIP/POP across entire screen is required, please add one S901 at the front end. It will also have seamless switcher and PIP/POP/MultiViewer functions.
- PIP (picture in picture): with flexible PIP size (320\*180 to 1920\*1200), location and aspect ratio.
- POP (Picture outside picture): side by side or Top/Bottom images with full screen or maintain source signal aspect ratio.
- PIP sub-image size, cropping area, position and aspect ratio can be further adjusted through Overlap function.
- Limitation:
  - When implement PIP/POP function, the main signal source can't be rotated at 90/270 degrees
  - Source: only one HDMI source can be displayed on PIP/POP screen. Another source shall be DP or VGA.

## **I. Video Wall function**

- Image cropping and location assignment for each projector.
- Image pixel cropping range is up to +\_1800 pixels for image position shift, aspect ratio adjustment, bezel compensation and creating overlap region for edge blending.
- Serve as video wall controller for irregular video wall display up to 15x15 matrix displays from single signal source.

## **J. Image rotation and flip**

- Image 90/180/270 degrees rotation, flip and mirror up to 4k/60Hz input resolution.
- Image flip in Front/Rear, Left/Right and Top/Bottom directions.
- When execute 90/270 degrees image rotation, no PIP/POP function is available.
- No 3D motion adaptive de-interlace function while the image is 90/270 degrees rotated. We propose to apply progressive signal source to get the best video quality.

## **K. 120Hz signal output for active 3D display**

Support frame sequential FHD 120Hz input signal. After warp and edge blending, output XGA, 720P or WXGA 120Hz signal for multiple projectors in active 3D display application



## **L. System control and other features**

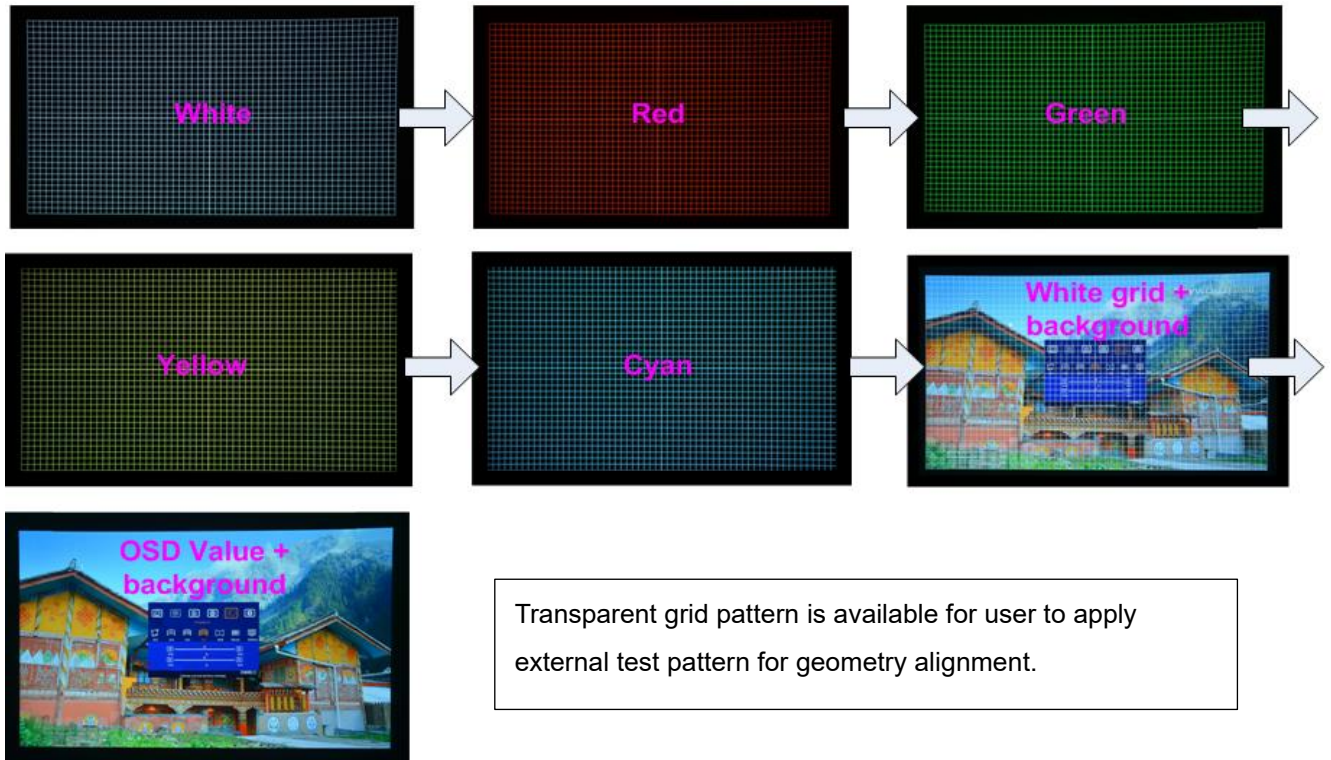
- Full function operation by front panel keypad, WebPage, IR and Ethernet (Including through WiFi by PC, Mobile or iPad).
- Firmware update via USB or Ethernet.
- GCT PC tool can control multiple processors simultaneously through USB or Ethernet.
- Internal grid pattern with selectable color and grid size for easy geometry alignment.
- RS232 & Ethernet control system compatible with most of control system.
- User can select blue or black background color when no input signal is detected.
- Programmable EDID in the range at H=1024~3840, V=720~2400.
- BOX ID and programmable IP address for convenient multiple unit control at the same time.
- User can save up to 5 settings and can be recalled by remote controller, RS232, USB or network.
- System settings can be backup in PC, USB device and copied to another unit.
- Automatic power ON/OFF through input signal control. While no input signal is detected, it will shut down output automatically. User can power ON/OFF the system through the control in signal source.

## **Applications**

- Projector display on curved screen with small company logo on it. It is good for golf simulation and big screen game application.
- Change aspect ratio of the screen to meet required screen size.
- Display mirror image of mobile phone or iPad on portrait monitor for game or commercial application.
- PIP/POP to add second video content on the screen with flexible image size, aspect ratio and position adjustment.
- Stacking multiple projectors to increase the brightness of the image.
- Crop any size and location of the image for the display.
- Image rotation for portrait display without rotating image source.
- Correct image distortion in ultra-short throw ratio projector application.
- Edge mask to remove unnecessary image at the edge.
- Smooth display projection image on 90 degrees wall corner.

## Feature illustration

### Variable Grid Patterns for geometry alignment

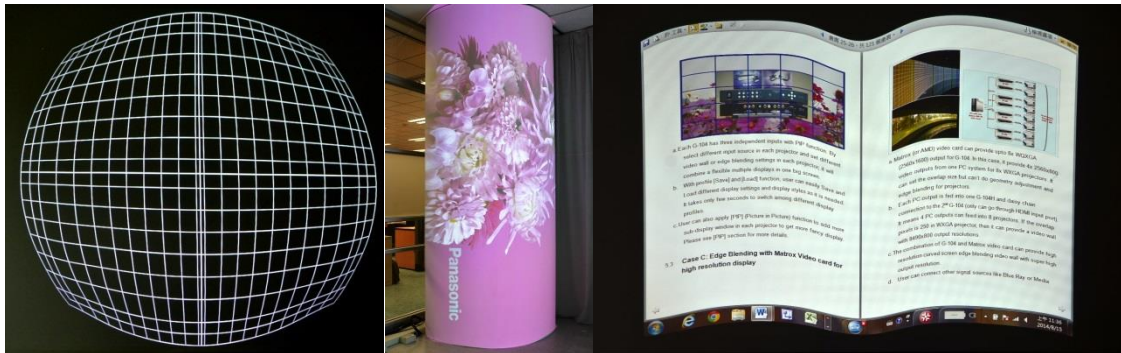

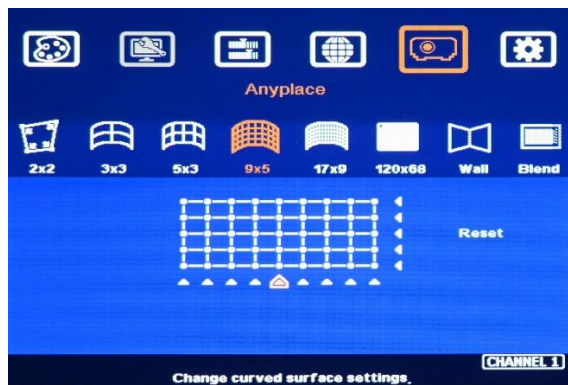


### Selectable grid pattern size for geometry alignment

The pixel size in grid pattern for geometry alignment is selectable. The grid size in both horizontal and vertical directions is adjustable from 8 to 120 pixels with 1-pixel increasement. H&V grid size will be the same. User can select grid size under [Anyplace] menu.



## Image geometry alignment and warp



## “W” shape Corner wall Alignment & Display

Corner Wall alignment function is functional either in horizontal or vertical direction. Corner Wall geometry alignment range up to 1200 pixels in 4 corner positions and at the edge center in H&V directions. The curvature point position can be shifted  $\pm 1200$  pixels. Example for horizontal adjustment: the control point can be moved down to 1200 pixels and the curvature point can be  $\pm 1200$  pixels away from the center point in horizontal line. 4 Corner position alignment and Edge Blend function are still available with Corner Wall adjustment for easy image mapping and system setup.

### **In Horizontal and Vertical directions**




### **At any location but not only at center**






### One projector Corner Wall application



### Two projector Corner Wall application



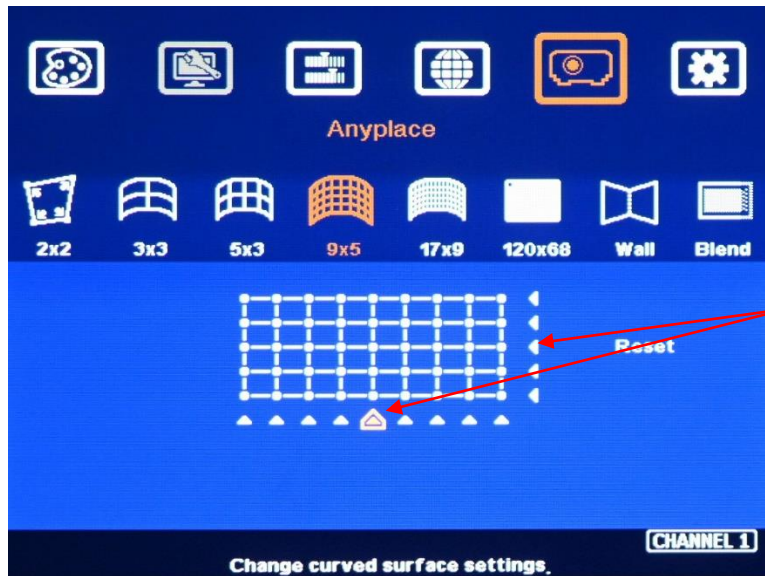
### Other corner wall applications





## Linearity grid line adjustment

When projector projects image on curved screen, the image will change the grid size gradually and cause different scaling factor on the center and both sides. Linearity grid line adjustment is to compensate this kind of effect and make complete image with the same scaling factor. This function can be executed only through remote controller.

1. It can be applied to both horizontal and vertical directions.
2. The operation OSD menu is under 3x3, 5x3 & 9x5 warp alignment menu. The result can be further adjusted by Gwarp3 PC tool for detailed 17x17 image position fine tune.
3. Linearity grid line adjustment can be executed together with warp alignment at the same time.



Control point for Linearity Grid  
Line Adjustment

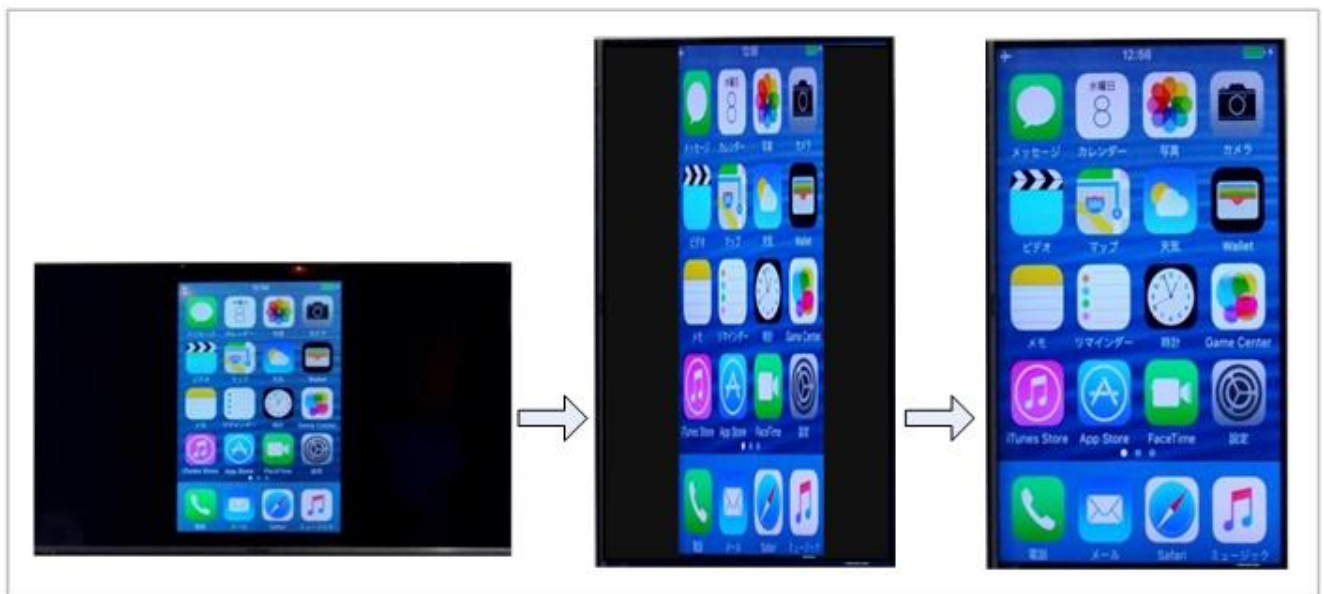


## Image Flip & Rotation

Image 90/180/270 degrees rotation and flip up to 4k/60Hz resolution. After image rotation or flip, user can also adjust the aspect ratio.



To show mobile phone/iPad mirrored image at portrait TV



## Edge Mask

8 control points to define the area for edge mask. It can work together with geometry alignment to get various edge mask effect.


Original image

Geometry adjustment + edge mask





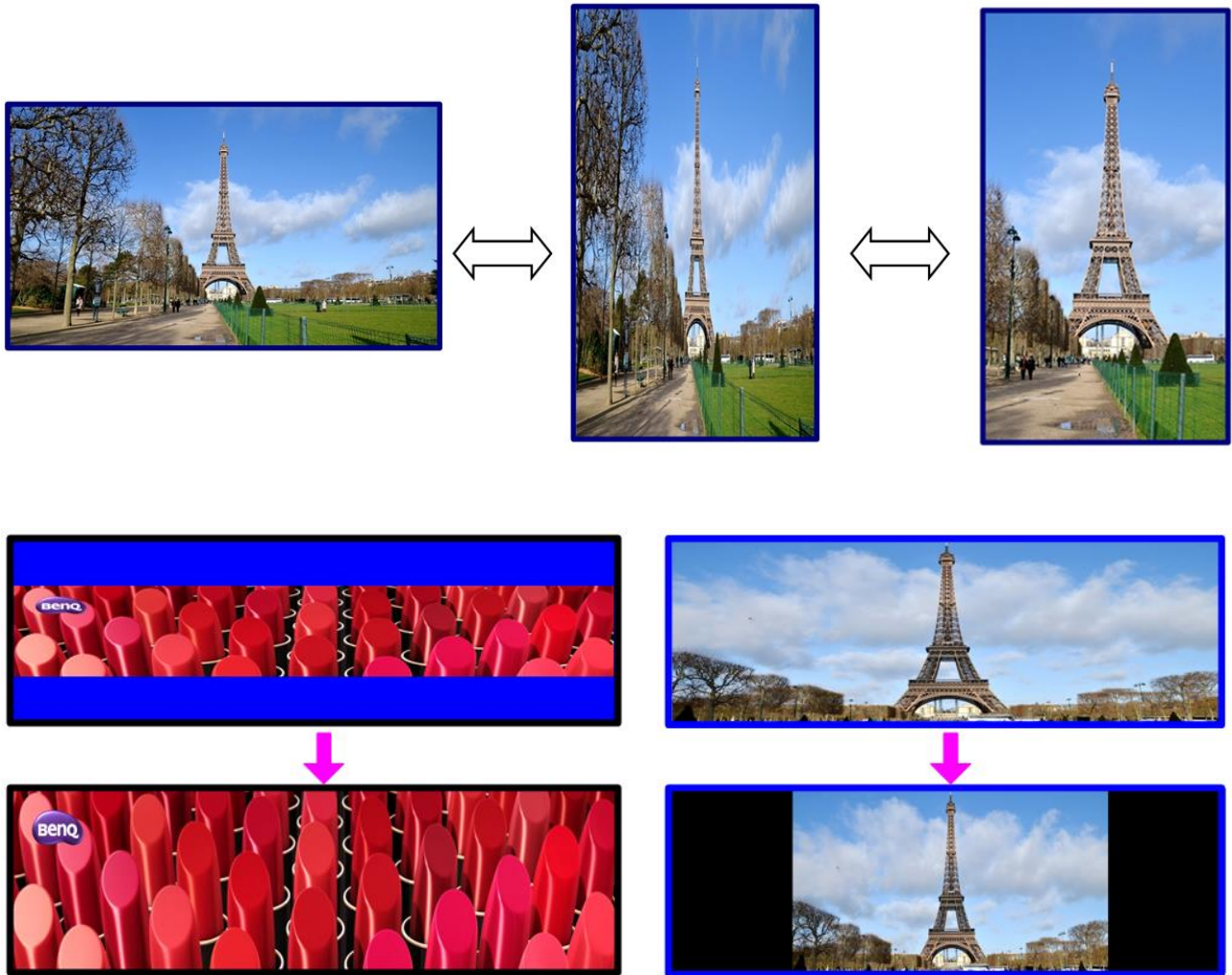
Edge mask up to 900 pixels



### Stretch image, shift position and change aspect ratio

Geometry adjustment and Video wall cropping function can compensate image size, position shift or change aspect ratio. The adjusting range is up to 1800 pixels in each edge based on signal source.

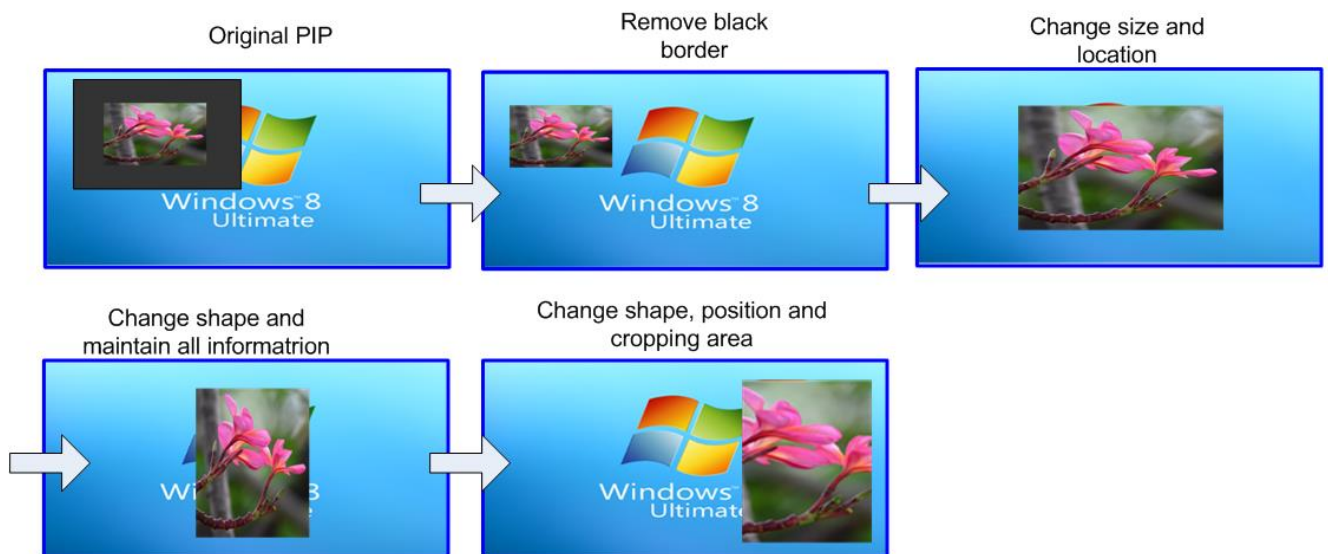
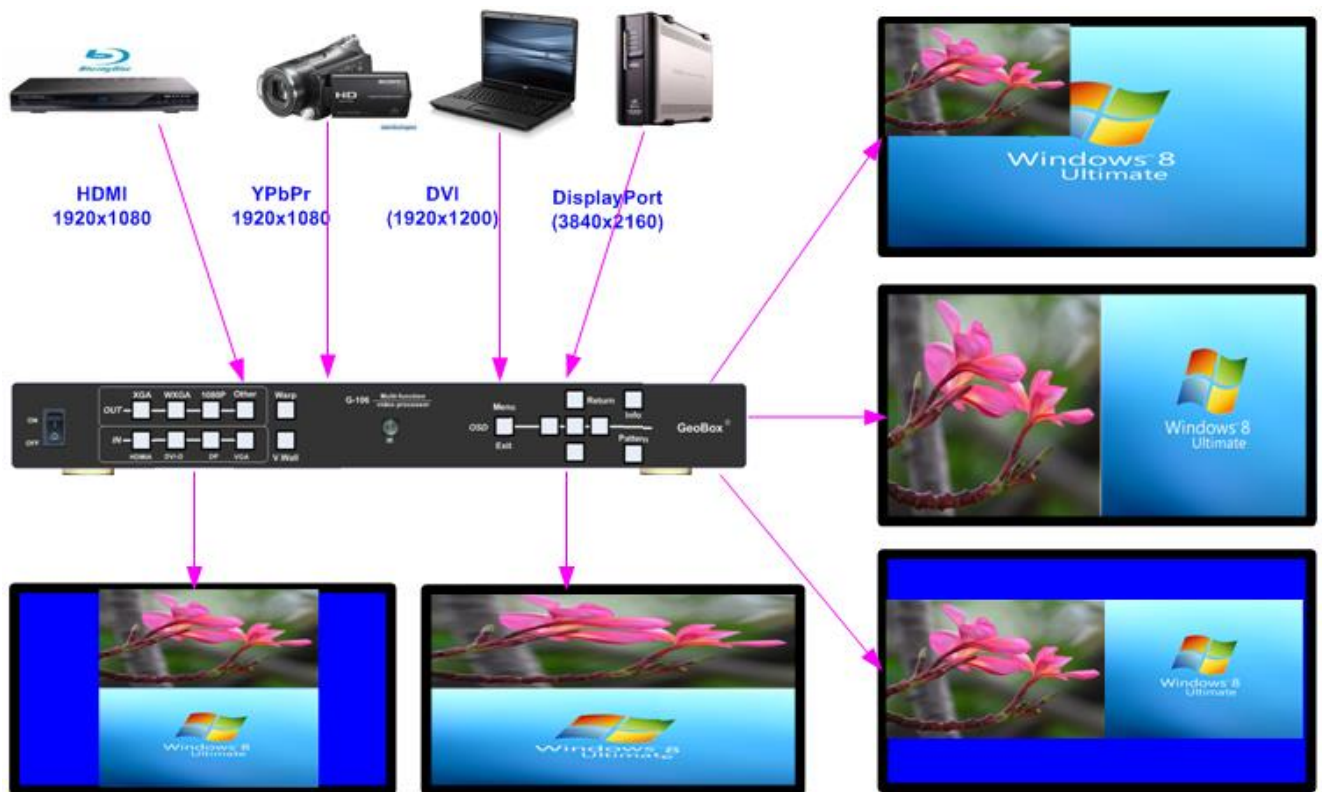




### **PIP/POP function**

M810 is designed with PIP/POP function in each processing module. Each processing module can display two contents in PIP (Picture in Picture) or POP (Picture outside picture) styles. User can select two contents among HDMI, DP & VGA for PIP/POP display but can't select two HDMI input signals at the same time. The PIP image can be with variable size from 320\*180 to 1920\*1200 resolution. The location is flexible across entire display zone in each projector. The POP images can be at Side by Side or Top/Bottom position with full screen or keep original aspect ratio.





#### Disclaimer/Copyright Statement

Copyright 2020, VNS Inc. All Right Reserved

This information contained in this document is protected by copyright. All rights are reserved by VNS Inc. VNS Inc. reserves the right to modify this document without any obligation to notify any person or entity of such revision. Copying, duplicating, selling, or otherwise distributing any part of this document without signing a non-disclosure agreement with an authorized representative of VNS Inc. is prohibited. VNS Inc. makes no warranty for the use of its products and bears no responsibility for any error of omission that may appear in this document. Product names mentioned herein are used for identification purposes only and may be trademarks of their respective companies.